NOTA 01:
ELEMENTOS ESTRUTURAIS COMO: VIGAS, PILARES E LAJES DEVERÃO TER MUITA ATENÇÃO E CUIDADO NA MONTAGEM E TRAVENTO DAS FÔRMAS EFETUANDO O ADEQUADO ESCORAMENTO E TRAVAMENTO DESTAS PEÇAS

NOTA 02:
UTILIZAR CONCRETO DOSADO EM CENTRAL (USINADO C/ FCK 30MPa PARA O RADIER E FCK 25MPa PARA OS DEMAIS ELEMENTOS), OS EXECUTORES DESTA OBRA DEVERÃO OBEDECER AOS CRITÉRIOS TÉCNICOS DEFINIDOS EM PROJETO ESTRUTURAL DE ENGENHARIA E SEGUIR AS ESPECIFICAÇÕES DESCRITAS EM NORMAS TÉCNICAS, TAIS COMO: NBR6118 E NBR6120

NOTA 03:
QUANTO A DESFÔRMA E CURA DE TODOS OS ELEMENTOS ESTRUTURAIS DEVERÁ SER RESPEITADA OS PERÍODOS (DIAS) ESTABELECIDOS NAS NORMAS TÉCNICAS VIGENTES DA ABNT.

NOTA 04:
EM CASO DE INCIDÊRENCIA ENTRE A ESCALA E A COTA, DEVERÁ SER RESPEITADO A DIMENSÃO EXPRESSA NA COTA

NOTA 05:
ESSAS ORIENTAÇÕES TÉCNICAS CONFORME NOTA 01, 02, 03 E 4, VALERÃO PARA TODOS OS PROJETOS TÉCNICOS REFERENTE AS ESTRUTURAS DESTA OBRA, DEVERÃO SER CUMPRIDAS A RISCA.

P46

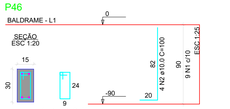

P47

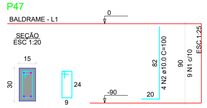

P48

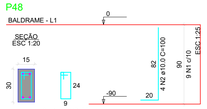

P49

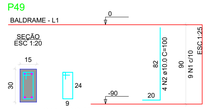

P50

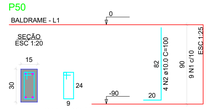

P51

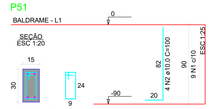

RELAÇÃO DO AÇO

P46
P49

P47
P50

P48
P51

AÇO	N	DIAM (mm)	QUANT	C.UNIT (cm)	C.TOTAL (cm)
CA60	1	5.0	54	77	4158
CA50	2	10.0	24	100	2400

RESUMO DO AÇO

AÇO	DIAM (mm)	C.TOTAL (m)	PESO + 10% (kg)
CA50	10.0	24	16.3
CA60	5.0	41.6	7
PESO TOTAL (kg)			
CA50	16.3		
CA60	7		

Volume de concreto (C-25) = 0.24 m³
Área de forma = 4.86 m²

P1

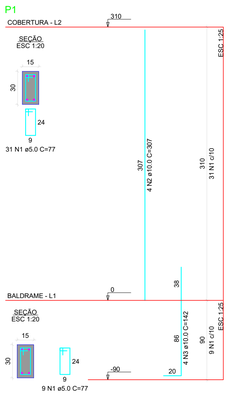

P2

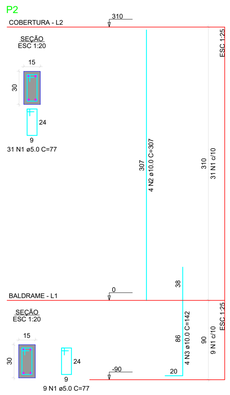

P3

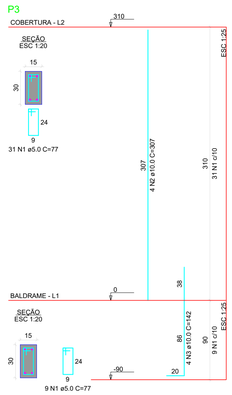

P4

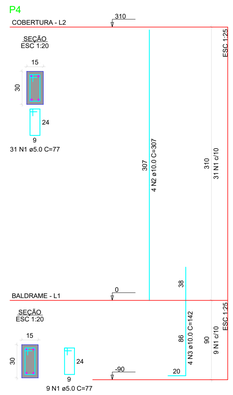

P5

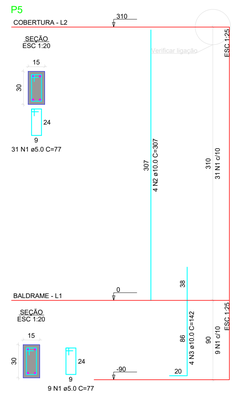

P6

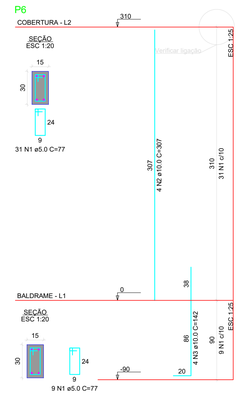

RELAÇÃO DO AÇO

P1-L2
P2-L1
P4-L2
P5-L1

P1-L1
P3-L2
P4-L1
P6-L2

P2-L2
P3-L1
P5-L2
P6-L1

AÇO	N	DIAM (mm)	QUANT	C.UNIT (cm)	C.TOTAL (cm)
CA60	1	5.0	240	77	18480
CA50	2	10.0	24	307	7368
	3	10.0	24	142	3408

RESUMO DO AÇO

AÇO	DIAM (mm)	C.TOTAL (m)	PESO + 10% (kg)
CA50	10.0	107.8	73.1
CA60	5.0	184.8	31.3
PESO TOTAL (kg)			
CA50	73.1		
CA60	31.3		

Volume de concreto (C-25) = 1.08 m³
Área de forma = 21.60 m²

P7

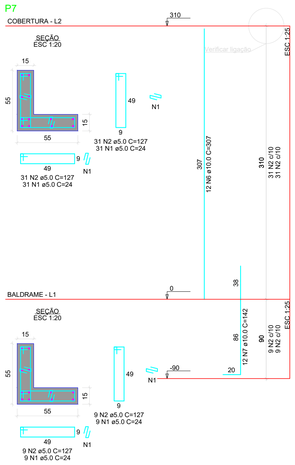

P8

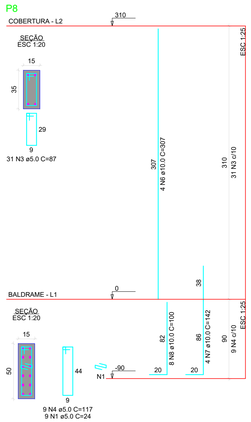

P9

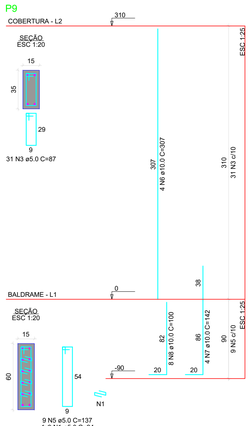

P10

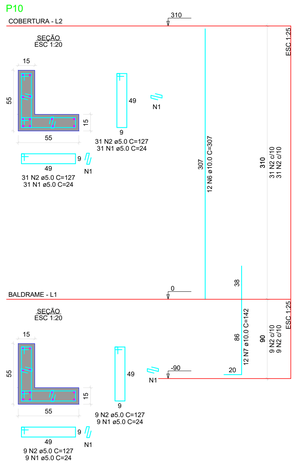

P11

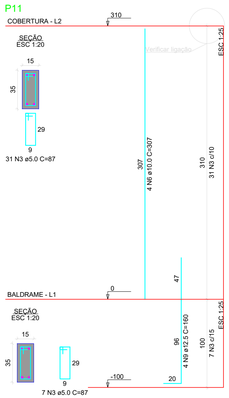

RELAÇÃO DO AÇO

P7-L2
P9-L1
P10-L2
P11-L1

P7-L1
P9-L2
P10-L1

P8-L2
P9-L1
P11-L2

AÇO	N	DIAM (mm)	QUANT	C.UNIT (cm)	C.TOTAL (cm)
CA60	1	5.0	205	24	4920
CA50	2	5.0	160	127	20320
	3	5.0	100	87	8700
	4	5.0	9	117	1053
	5	5.0	9	137	1233
	6	10.0	36	307	11052
	7	10.0	32	142	4544
	8	10.0	16	100	1600
	9	12.5	4	160	640

RESUMO DO AÇO

AÇO	DIAM (mm)	C.TOTAL (m)	PESO + 10% (kg)
CA50	10.0	172	116.6
CA60	5.0	362.3	61.4
PESO TOTAL (kg)			
CA50	123.4		
CA60	61.4		

Volume de concreto (C-25) = 1.83 m³
Área de forma = 30.42 m²

P12

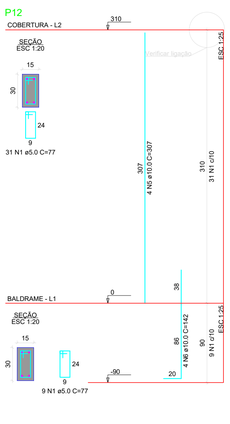

P13

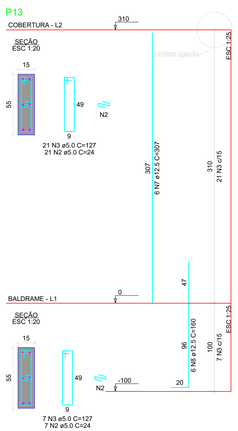

P14

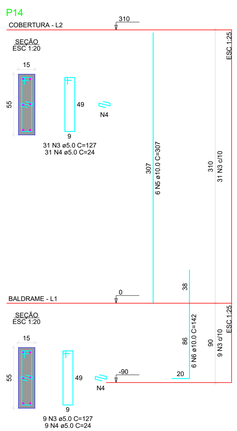

P15

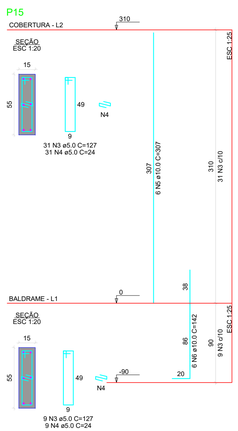

P16

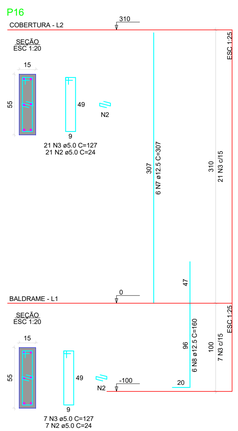

RELAÇÃO DO AÇO

P12-L2
P13-L1
P15-L2
P16-L1

P12-L1
P14-L2
P15-L1

P13-L2
P14-L1
P16-L2

AÇO	N	DIAM (mm)	QUANT	C.UNIT (cm)	C.TOTAL (cm)
CA60	1	5.0	40	77	3080
CA50	2	5.0	56	24	1344
	3	5.0	136	127	17272
	4	5.0	80	24	1920
	5	10.0	16	307	4912
	6	10.0	16	142	2272
	7	12.5	12	307	3684
	8	12.5	12	160	1920

RESUMO DO AÇO

AÇO	DIAM (mm)	C.TOTAL (m)	PESO + 10% (kg)
CA50	10.0	71.8	48.7
CA60	12.5	56	59.4
	5.0	236.2	40
PESO TOTAL (kg)			
CA50	108.1		
CA60	40		

Volume de concreto (C-25) = 1.52 m³
Área de forma = 26.28 m²

carimbos

carimbos

ALLAF TADEU CORDOVA
Crea/SC: 172.305-7
RESPOSÁVEL TÉCNICO

PREFEITURA MUNICIPAL DE BOCAINA DO SUL
CNPJ.: 01.606.852/0001-90

PROJETO ESTRUTURAL

OBRA:	CONSTRUÇÃO DE UM CENTRO DE EDUCAÇÃO INFANTIL
PROJETO:	CONSTRUÇÃO DE UM CENTRO DE EDUCAÇÃO INFANTIL
ESPECIFICAÇÃO:	PILARES (1/3)
ENDEREÇO:	Rua Aristides Roberto Assink - Centro - SN BOCAINA DO SUL
ESC: / UNIDADE: / DATA:	
ÁREAS EM PROJETO	A=595,02 m²
PRANCHA	EST 06/12

DIREITOS AUTORAIS E PROPRIEDADE INTELECTUAL RESERVADOS À PREFEITURA DE BOCAINA DO SUL.
É VEDADA QUALQUER REPRODUÇÃO OU CÓPIA DESTE DOCUMENTO.